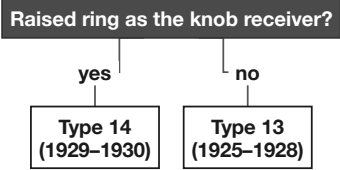
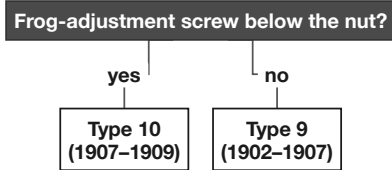


START · count the patent dates behind the frog
 MADE IN U.S.A. does not count · then read the matching panel

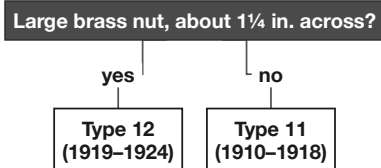
1 date → Types 13–14



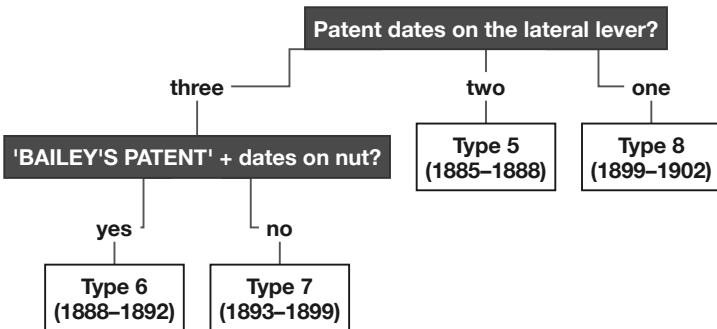
2 dates → Types 9–10



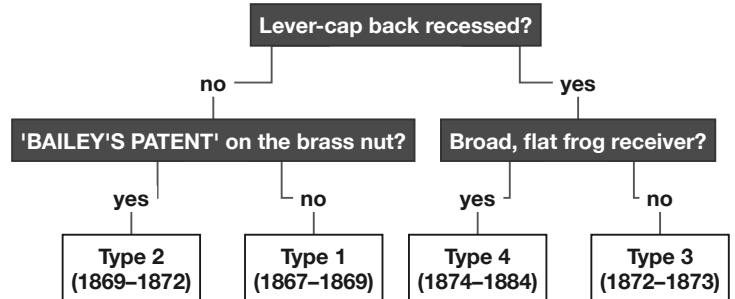
3 dates → Types 11–12



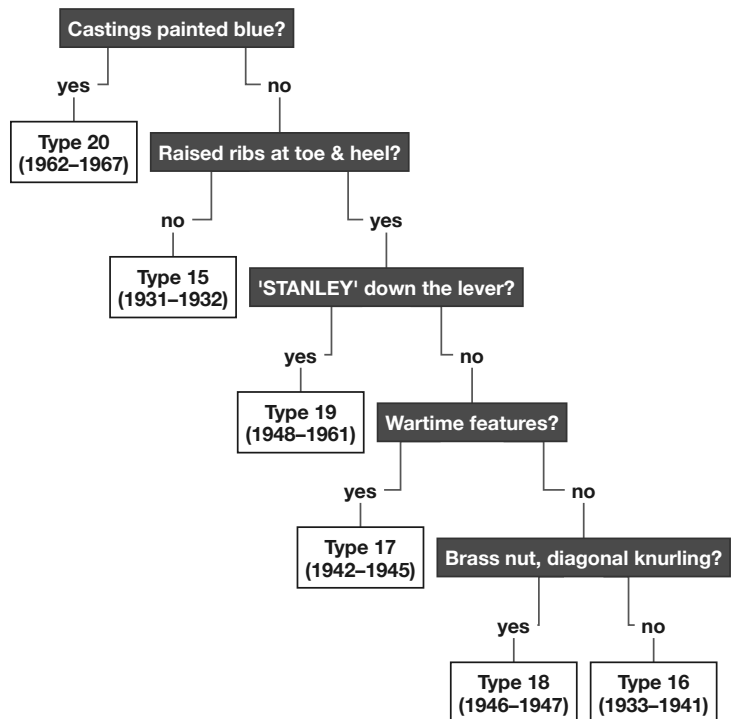
0 DATES · size number + lateral-lever dates
 Types 5–8



0 DATES · NO size number cast
 Types 1–4



0 DATES · size number, NO lateral dates
 Types 15–20



Stanley Bailey Bench Plane — Dating Field Card

Type Study · 1867–1967 · print double-sided, fold into quarters to carry

Type Quick-Reference — confirm the Type you reached on the front

Type 1 1867–1869

“BAILEY, WOODS & CO. BOSTON” on the nut; banjo-shaped spring; no model # on bed

Type 2 1869–1872

Rectangular lever-cap spring (not banjo); “BAILEY’S PATENT” on the nut

Type 3 1872–1873

Recessed lever-cap back; small frog on a vertical rib; recessed brass nut

Type 4 1874–1884

Broad rectangular frog receiver; flat-head frog screws

Type 5 1885–1888

First lateral-adjustment lever; model number cast on the toe

Type 6 1888–1892

Two-piece disk lateral; left-hand-thread nut; iron hole at the cutting edge

Type 7 1893–1899

“S” casting marks; Bailey name & patent dates gone from the nut

Type 8 1899–1902

“B” casting mark; single patent date on the lateral lever

Type 9 1902–1907

Ribbed frog receiver with two bosses; dates behind frog; no frog screw

Type 10 1907–1909

Frog-adjustment screw added (from Bed Rock); four-line iron logo

Type 11 1910–1918

V-shaped trademark on the iron; “APR-19-10” cast behind the frog

Type 12 1919–1924

Tall high knob; Sweetheart (heart S.W.) logo; 1¼” depth nut

Type 13 1925–1928

“STANLEY” in a notched rectangle on the lever cap

Type 14 1929–1930

“MADE IN U.S.A.” at the toe; raised ring cast as the knob seat

Type 15 1931–1932

“MADE IN U.S.A.” behind the frog; “BAILEY” behind the knob

Type 16 1933–1941

Kidney-shaped lever-cap hole; ogee frog back; ribs at toe & heel

Type 17 1942–1945

Wartime: steel or hard-rubber nut; red-stained or painted hardwood; heavy castings

Type 18 1946–1947

Brass nut returns with diagonal knurling; lighter castings; painted handles

Type 19 1948–1961

“STANLEY” incised vertically on the lateral lever; Y-shaped frog receiver

Type 20 1962–1967

Blue-painted castings; one-piece lateral lever; no “STANLEY” on it